



Prakash group
Sustainable future... We deliver



SURADRU

Embrace the excellency

SURADRU





To gauge the proximity of our venture, we are 20 mins away from IT Hub, 10 mins away from industrial spaces (pashamailaram,). 40 mins away from airport. Apart from these we are surrounded with world renowned educational institutions like IIT - Hyderabad, GITAMS, Woxsen University and many prestigious engineering and medical (MNR Maheswara) colleges.

ACRE **100+** VASTNESS

ABOUT PRAKASH GROUP

Prakash Group is one of the pioneer landscape developers having its presence in telugu speaking states of Andhra Pradesh and Telangana. We anchored at Madhura Nagar, Hyderabad. We have our ventures in Hyderabad and Vishakapatnam.

Till now we have completed 8 ventures both in Hyderabad and Vishakapatnam. To name few accomplishments were Oak Meadows, Aditya's Golden City, Siripuram HMDA - approved layouts at Isnapur, Rudraram, Kandhi, Rameswaram banda etc.,















GLORIOUS LOCATION THE CHOSEN PATH.



Location Highlights

- Before (IIT) Indian Institute of Technology
- Near by 200' Ring Road Sanga Reddy
- 2 Min Drive From Mumbai Highway
- 5 Min Drive From Gitam University
- 8 Min Drive From Isnapur Junction
- 10 Min Drive From ORR Muttangi Ext No. 3
- 10 Min Drive From Maheshwara Medical College
- 12 Min Drive From Patancheruvu
- 18 Min Drive From BDL & ODF
- 18 Min Drive From BHEL
- 30 Min Drive From Hitech City & Financial District
- 50 Min Drive From GM

Salient Features

-  39 acres – HMDA Approved Layout
-  150", 100" 60", 40" & 30" Black Top Roads
-  Under Ground Drainage
-  Water Pipes on all Roads
-  Parks with land Scaping
-  Avenue Plantation
-  Underground Electricity with Modular Street lights
-  Water Harvesting Pits
-  24x7 Security Facilites
-  100 % Vaastu

AMENITIES

- Banquet Hall
- Indoor Games
- Yoga (Meditation)
- Children's Play Area
- Jogging Track
- Dining Area
- Conference Hall
- Cafe
- Badminton Court

*Proposed



CONTINUING A LEGACY.

Our Completed Projects

- Gayatri Enclave - Miyapur,
- Oak Meadows - Rameshwaram Banda
- Oak Meadows II - Krishna Reddy Peta
- Oak Meadows III - Wadak Pally
- Oak Springs - Chitukula
- Siripuram - Isnapur
- Techno City - Mamidipally
- Metro City - Rudraramm
- Metro City @ IIT - Kandi
- Green Avenue's - Kandi

Our Upcoming Projects

- Siripuram Phse II - Isnapur 30 Acres
- Metro City - Rudraramm 70 Acres
- Metro City IIT Phase II - IIT Kandi Opp 20 Acres



SURADRU

Embrace the excellency



SURADRU

Embrace the excellency

MULTIPLY THE VALUE OF YOUR INVESTMENT

“SURADRU” is in the proximity of IT Hub, Industrial Corridors and knowledge valley of Hyderabad, Telangana. Happening in the west is the synonym of development across the world, We welcome you all to the west point of hyderabad with our venture “SURADRU” located at koulampet, Rudraram. “SURADRU” is one of its kind turn key ventures, Prakash Group is coming up with, where you can realise your dream home.





Prakash group
Sustainable future... We deliver



SURADRU
Embrace the excellency



PLAN SHOWING THE DRAFT LAYOUT IN SY No's. 62, 65 TO 70, 73 TO 82, 83p, 93 & 94 AT CHERYAL VILLAGE, KANDI MANDAL SANGA REDDY DISTRICT, TELANGANA

BELONGING TO:
PRAKASH GROUP REPRESENTED BY ITS PROPRIETOR
Sri PEREPI SRINIVASA RAO AND OTHERS

STATEMENT OF AREAS	
PROPOSED LAY OUT BOUNDARY	█
EXISTING ROADS	█
PROPOSED ROADS	█
SEPTIC TANK (S.P)	□
HARVESTING PITS 4X4X4	□
AVENUE PLANTATIONS(TREES)	□
SUMP	□
OVERHEAD WATER TANK (O.H.T)	□
TRANSFORMER (TR)	□
HARVESTING PITS:	█
MANHOLE	•

TOTAL LAYOUT AREA : Ac.38 - 13 Gts. / 185492.06 Sq.yds / 155094.99 Sq.mts
150ft ROAD WIDENING AREA : 3402.97 Sq.yds / 2845.31 Sq.mt
BUFFER AND NALA : 7471.56 Sq.yds / 6247.17 Sq.mt
NET LAYOUT AREA : 174617.53 Sq.yds / 146002.50 Sq.mt
NO.OF PLOTS : 504 No's

LAND USE ANALYSIS			
DESCRIPTION	Sq. yds	Sq.mts	%
PLOTTED AREA	101878.63	85183.51	58.34
ROAD AREA	50926.13	42580.73	29.16
PARK AREA	13100.95	10954.06	07.50
HT LINE BUFFER	2900.29	2425.01	01.66
AMENITIES	488.58	408.51	00.28
SOCIAL INFRASTRUCTURE	4369.31	3653.29	02.50
UTILITY AREA	953.64	797.36	00.54
TOTAL AREA	174617.53	146002.50	100.00%

MORTGAGE PLOTS : - 82 to 154 - 15151.83 Sq.yds - 15.01 %
MORTGAGE PLOTS FOR NALA : - 389 to 394 - 5132.44 Sq.yds - 05.03 %
MORTGAGE PLOTS FOR INSTALLMENTS : - 395 to 413, 415 5134.82 Sq.yds - 05.10 %



Loans
Avail from :